


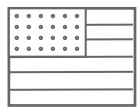









SilverState *fabrics*™

NO CONSEQUENCES

DURABILITY	CLEANABILITY	OUTDOOR	PROUDLY
 <p>EXCEEDS 50,000 DR</p>	 <p>SOAP & WATER</p>	 <p>FADE RESISTANT</p>	 <p>WEAVING IN THE USA</p>
 <p>EVERYDAY USE</p>	 <p>BLEACH CLEANABLE</p>	 <p>QUICK DRY</p>	 <p>GREENGUARD GOLD CERTIFIED</p>
	 <p>STAIN RESISTANT</p>	 <p>MILDEW RESISTANT</p>	
	 <p>LIQUID RESISTANT</p>		

SilverState *fabrics*™

NO CONSEQUENCES

GENERAL CLEANING FOR INSIDEOUT PERFORMANCE FABRICS

- Because dust and dirt cause fabric to wear faster, we recommend vacuuming regularly with an upholstery attachment.
- Flip, rotate and fluff removable cushions regularly to ensure even wear and increase longevity.
- An annual professional cleaning will keep your upholstered furniture looking its best.
- Maintenance requires promptly treating spots and stains and should include routine, on-going care which reduces soil build-up on a fabric's surface.
- Do not rub or brush excessively as you may cause fuzzing.

SPOT CLEANING WITH SOAP + WATER FOR EVERYDAY MESSES

The spot cleaning method of stain removal can be used for most light to medium stains.

- 1) Before spot cleaning, blot up liquids on the surface with a clean, soft towel and brush off any loose dirt.
- 2) Prepare a cleaning solution of 1/4 tsp mild, enzyme detergent, such as standard dishwashing liquid, per 1 cup of lukewarm water.
- 3) Apply the cleaning solution using a misting spray bottle.
- 4) Work the solution into the affected area by lightly scrubbing the area with a sponge or soft bristle brush. Make sure to work from the outside of the stain inward so as not to spread the stain and rinse your sponge or brush frequently.
- 5) Allow the cleaning solution to soak into the fabric.
- 6) Rinse thoroughly to remove all soap residues, as residues will attract dirt. Blot excess moisture with a clean, soft towel or sponge.
- 7) Repeat steps 3 - 6 as needed.
- 8) Allow fabric to air dry.

SPOT CLEANING WITH BLEACH FOR STUBBORN OR EXCESSIVE STAINS

- 1) Remove any loose debris and blot the stain.
- 2) Prepare a bleach based cleaning solution. Bleach should be diluted with water on a 1:10 ratio (1 part bleach, 10 parts water).
- 3) Apply the bleach based cleaning solution using a misting spray bottle and allow for the solution to soak into the fabric.
- 4) Work the solution into the affected area by lightly scrubbing the area with a sponge or soft bristle brush. Make sure to work from the outside of the stain inward so as not to spread the stain and rinse your sponge or brush frequently.
- 5) Blot and thoroughly rinse the fabric with water until the stain is cleaned. *Make sure that all the bleach is rinsed off of the surface of the fabric*
- 6) Allow fabric to air dry.