

CARE & CLEANING

Instructions & tips

INDOOR/OUTDOOR

SilverState *fabrics*[™]

Content

01	CARE & CLEANING INSTRUCTIONS	Page 03
	Do not let it accumulate	Page 04
	Do not let it penetrate	Page 05
	The sooner the better	Page 05
	Vibrant colours, even with bleach	Page 06
	Hand washed	Page 08
	Machine washed	Page 08
	Revive it!	Page 09
02	CLEANING TIPS	Page 10

001

Care & Cleaning Instructions


Care & Cleaning

Instructions

The Safe&Clean finish on our fabrics prevents dirt from getting inside the fabric and makes it easy to wash. To keep the fabric in perfect condition for longer, please follow these tips:

DO NOT LET IT ACCUMULATE

When used outdoors, dirt from atmospheric elements can build up on the fabric. Although our upholstery fabrics have a specific treatment to prevent mould growth, it could end up forming in the accumulated dirt. To avoid this, you are advised to remove the surface dirt on a regular basis with a soft bristle brush or vacuum it, whereas the frequency varies depending on the environment.



Do not let it penetrate

Our fabrics' finish prevents stains from penetrating inside. Remove any excess stain left on the surface as soon as possible, while avoiding rubbing the fabric. You can use absorbent paper, salt or talcum powder. This step is especially important for grease stains.

The sooner the better

The sooner you tackle the stain, the easier it will be to remove it, whereas the products you use will be less aggressive.

In the event of a new stain, after removing any excess, you can first wash it with dishwashing detergent and rub it with a soft brush or sponge. This first treatment should do it in most cases. If the stain persists, please refer to our Stain Removal Chart.



Vibrant colours, even with bleach

Helios fabrics are made from solution-dyed acrylic. This allows you to use bleach when hand or machine washing and removing stains without worrying about colour fading.



Do not let it penetrate

Our fabrics' finish prevents stains from penetrating inside. Remove any excess stain left on the surface as soon as possible, while avoiding rubbing the fabric. You can use absorbent paper, salt or talcum powder. This step is especially important for grease stains.



Hand washed




When washing the fabric by hand, remember not to scrub the fabric excessively or use hard brushes, as this may damage the finish. Use lukewarm water together with a soapy solution and soak the fabric for a few minutes, for correct penetration of the product, and rinse the fabric thoroughly to avoid soap residues. Allow to air dry, never use heat sources for drying.

Machine washed



Helios upholstery fabrics can be machine washed in the soft synthetics mode. Never use solvents or abrasive detergents. Then let it air dry.





Revive it!

After washing the fabric, iron it to ensure that the finish regains its original performance. Use the synthetics programme with no steam. Depending on the use made of the fabric and the washing cycle, the finish may lose its properties over time, but you can fully recover them by using any of the re-waterproofing products available on the market.



02

Cleaning tips



Get rid of all the dirt

This section includes our recommended cleaning methods on our upholstery fabrics for the removal of some common stains. For best cleaning results, stains should be cleaned as soon as they appear.

Remember that cleaning products need some time to remove the stain. Leave them on for a few minutes before rinsing. After using any product, rinse the entire fabric surface with plenty of water and allow to air dry.

Be Careful!

Bleach may be harmful to the environment. Follow all safety and environmental precautions, according to the product label.

Get rid of all the dirt



OIL, BUTTER, SUNSCREEN, FAT & SAUCE

Remove excess stain, without rubbing. You may use absorbent paper, salt or talcum powder, and let the product stand for 10 minutes. Then remove it with a straight edge, like a spatula. Wash the stain with warm water and dishwashing detergent, while scrubbing with a soft brush or sponge.

If the stain persists, use a strong degreaser or 100% acetone.



TOMATO SAUCE

Use warm water and dishwashing detergent, and scrub with a soft brush.

Then use bleach diluted with 15% water to complete the stain removal.



CHOCOLATE

Use warm water and dishwashing detergent, while scrubbing with a soft brush. If the stain persists, apply a degreasing product. If need be, finish removing the stain with ammonia or bleach diluted with 15% water.



FRUIT, KETCHUP, COFFEE, COKE & MILK

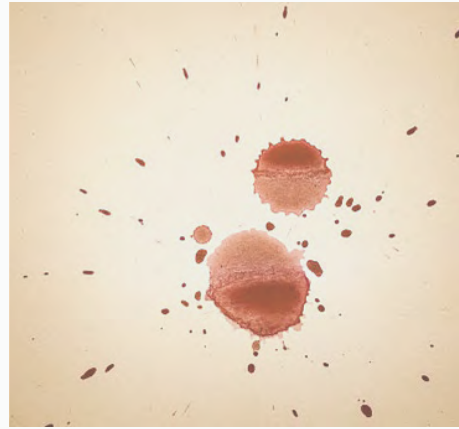
Use warm water and dishwashing detergent, while scrubbing with a soft brush.

Get rid of all the dirt



BEER & WINE

Wash with warm water and dishwashing detergent, while scrubbing with a soft brush. Add white vinegar, if the stain persists.



BLOOD (dry)

Wash with warm water and dishwashing detergent, while scrubbing with a soft brush. Finish removing the stain with ammonia or bleach diluted with 15% water.



INK

Remove the stain with volatile solvent, i.e. 100% acetone. Then clean it with soap solution and rinse it thoroughly.



BIRD DROPPINGS

Use dishwashing detergent with warm water. If need be, finish removing the stain with bleach diluted with 15% water.

Get rid of all the dirt



MOULD

Use bleach diluted with 15% water, leave to act and scrub with a soft brush. If need be, the bleach concentration may be increased. Then clean it with soap solution and rinse it thoroughly.



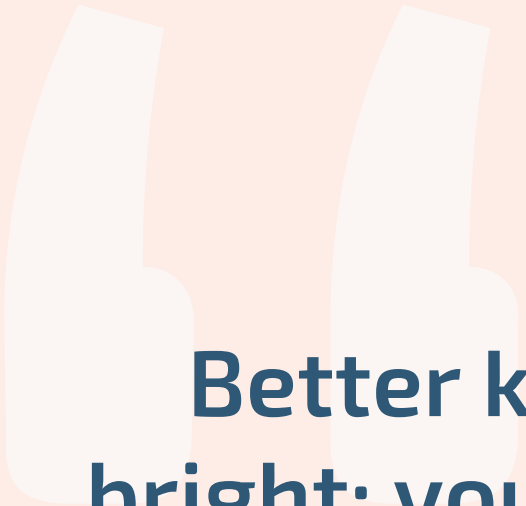
WAX (candle)

Wait for it to cool and remove any solid excess. Then apply heat with the iron, using a cloth between the fabric and the iron. Remove the remaining stain using the instructions for oil stains..



PENCIL CHARCOAL

Before rubbing, vacuum the stain to remove any residue from the surface. Then use warm water and dishwashing detergent and scrub with a soft brush.

Two white, folded cleaning cloths are positioned behind the main text, one on the left and one on the right, partially overlapping the text area.

**Better keep yourself clean and
bright; you are the window through
which you must see the world**

George Bernard Shaw

Thank you!

If you have any questions, do not
hesitate to get in touch at:

info@silverstatetextiles.com

www.silverstatetextiles.com