



EASY TO CLEAN

Every Gazpacho solution dyed acrylic fabric offers an exceptional combination of strength and functionality. The fabrics are designed with the intention to be strong, durable and resistant. The water resistant finishing further improves the performance characteristics so that the fabrics are stain repellent, easy to clean and require a minimal but constant maintenance.

BASIC TIPS

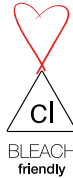
 **Clean fabrics with neutral soap in lukewarm water:** we recommend to clean at a temperature of no more than 30°.

 **Do not dry-clean.**

 **Iron at low temperature.**



Air dry: do not use a clothes dryer.



Bleach may be used, in moderation: chlorine bleach will not affect the coloration of the solution-dyed acrylic fiber and it is for this reason acceptable for stubborn stain removal, including mildew. Chlorine bleach, strong chemicals or detergents will eventually affect the strength of any fiber or cloth, so it is better to use a diluted solution of one part bleach to twenty parts water.

STAIN	CLEANING SOLUTIONS
Beer	Wipe clean with a diluted solution of one part dishwashing liquid to 20 parts water and then rinse carefully. For stubborn stain removal, follow up with a bleach solution as needed. Rinse carefully.
Berries	
Bird droppings	
Blood (dried)	
Butter	
Ketchup or mustard	
Ink (permanent, indian, ballpoint)	
Lipstick / Cosmetics	
Shoe Polish	
Suntan lotion	
Tomato juice or marinare	
Tree Sap	
Wine	
Chewing gum	Solvent acetone 100%.
Grease (car)	
Oil	
Chocolate	Wipe clean with a diluted solution of one part dishwashing liquid to 20 parts water and then rinse carefully.
Coffee	
Cola	
Crayon	
Milk / Tea	
Mildew	Soak in a 1:20 solution of bleach to water until stains are removed. Then wash with a diluted solution of one part dishwashing liquid to 20 parts water and then rinse carefully.
Rust	Saturate with lemon juice, cover with salt, allow to sit for 24 hours, refreshing lemon juice as needed. Rinse and repeat as needed. Then wash with a diluted solution of one part dishwashing liquid to 20 parts water.
Wax (candle)	Allow wax to harden. Peel off as much as possible. Cover with paper towel and iron with low heat, moving paper towel as needed to absorb excess wax. Wipe clean with a diluted solution of one part dishwashing liquid to 20 parts water and then rinse carefully.

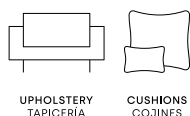
WATERPROOF FABRICS WITH IP FINISHING

- Stain and mildew resistant treatment.
- 100% PU lamination.
- Weight of lamination: +44 gr/sqm.
- Water Column 1000 mm.
- Light fastness 7/8.
- Breathability. Water vapor transmission rate: 240-320 g water/m². 24 hours.

CARE

- Do not expose laminated side to UV rays or direct sunlight or any atmospheric agents.
- Washing in washing machine, delicate program, 30°C.
- Do not tumble dry.
- Clean stains with cloth or sponge moistened with a neutral soap solution, always on the fabric side.
- In case of stubborn stains a solution of < 5% bleach may be used instead.
- Do not dry clean nor use perchloroethylene.
- Iron on the fabric side only. Do not iron on the laminated side.
- Do not use pressure washers (Karcher type) on fabric. It may damage the lamination and/or peel it off.

USE OF FABRIC



Always use the lamination face inside.

WATERPROOF CUSHION MAKING

In order to use our waterproof fabrics directly on the foam with no further protection, please be sure that the seams are conveniently sealed to avoid the entrance of water.
Please note that we also recommend making cushions with a "breathing area" so to allow the air to escape and avoid a "balloon" effect and early damage of the seams of the cushion.